

# DUCT FANS



## BHV

### AC VENTILATION UNITS Forward Curved

BHV (double inlet fans) can be manufactured for the flow rates between 1800 and 20000 m<sup>3</sup>/h. Unit panels are covered with 20mm polyurethane. Max. efficiency with low energy. Acoustic isolated to noise and works vibration-free.



#### MATERIAL

: Housing is made of galvanized sheet metal and covered with 20mm polyurethane, aluminium cell, forward curved fan is made of galvanized sheet metal.

#### INSULATION CLASS

: Class F

#### DIRECTIVE

: EN 60335-1, EN 60335-2-80

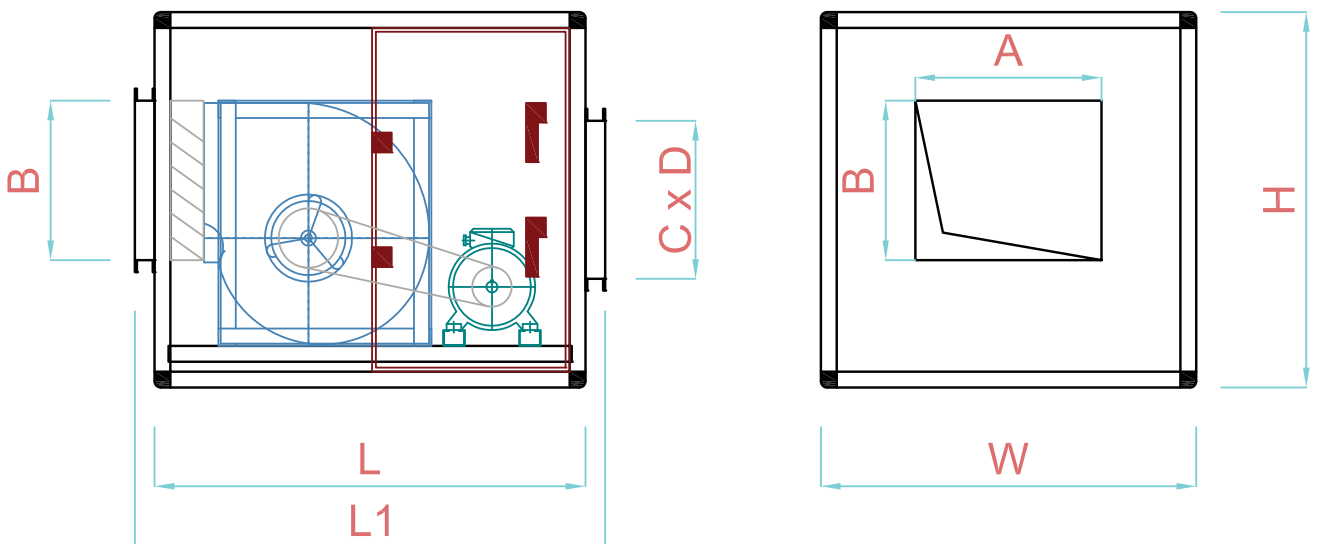
#### SPEED CONTROL

: Speed is adjusted using belt pulley

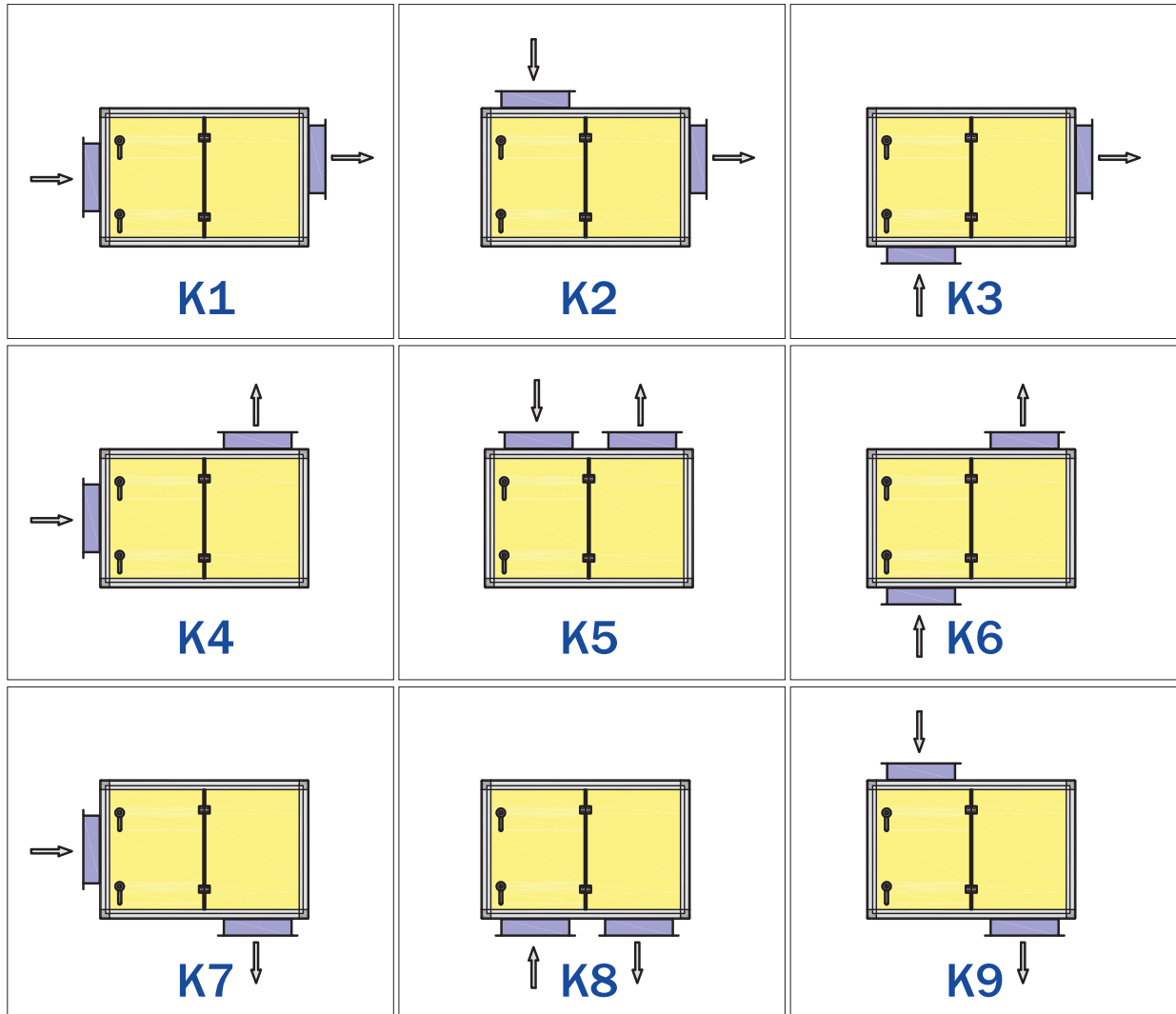
#### APPLICATION AREAS

: Workplaces, offices, factories, hospitals, restaurants, meeting rooms, supermarkets, shopping centers etc.

## Technical Drawings



## INLET - OUTLET POSITIONS



TYPE	L	W	H	A	B	C	D	L1
BHV 7	850	600	600	230	210	520	200	1050
BHV 9	950	700	700	293	262	620	250	1150
BHV 10	1050	750	750	330	290	670	350	1250
BHV 12	1100	850	850	400	340	770	400	1300
BHV 15	1200	900	900	470	405	820	500	1400
BHV 18	1300	1000	1000	560	480	920	650	1500

Dimensions are in (mm)

# DUCT FANS

TYPE	VOLTAGE	FREQUENCY	POWER	SPEED	AIR FLOW	PRESSURE	SOUND PRESSURE LEVEL	WEIGHT
	V	Hz	Kw	d/d	m <sup>3</sup> /h	Pa	dB(A)	kg
BHV 7-A	220/380	50	0.25	1150	1800	180	49	65
BHV 7-B	220/380	50	0.37	1400	2100	220	51	66
BHV 7-C	220/380	50	0.55	1520	2350	310	54	68
BHV 7-D	220/380	50	0.75	1680	2600	380	57	69
BHV 9-A	220/380	50	0.37	990	2500	250	52	75
BHV 9-B	220/380	50	0.55	1080	3200	280	53	76
BHV 9-C	220/380	50	0.75	1200	3500	300	58	77
BHV 9-D	220/380	50	1.1	1300	4000	350	59	80
BHV 10-A	220/380	50	0.55	870	3800	200	52	83
BHV 10-B	220/380	50	0.75	1000	4200	250	55	84
BHV 10-C	220/380	50	1.1	1070	4800	300	58	87
BHV 10-D	220/380	50	1.5	1270	5300	400	60	89
BHV 12-A	220/380	50	0.75	765	5000	200	53	111
BHV 12-B	220/380	50	1.1	920	5500	300	56	114
BHV 12-C	220/380	50	1.5	990	6000	350	58	115
BHV 12-D	220/380	50	2.2	1080	7000	400	61	120
BHV 15-A	220/380	50	0.75	605	6000	190	53	128
BHV 15-B	220/380	50	1.1	700	7000	250	55	129
BHV 15-C	220/380	50	1.5	765	7800	300	57	131
BHV 15-D	220/380	50	2.2	880	9000	400	60	135
BHV 18-A	220/380	50	1.5	550	10000	200	57	175
BHV 18-B	220/380	50	2.2	610	11000	250	57	176
BHV 18-C	220/380	50	3	690	12000	330	59	177
BHV 18-D	380	50	4	690	13000	300	62	180

## Accessories



**BSC-F**



**BDEB**

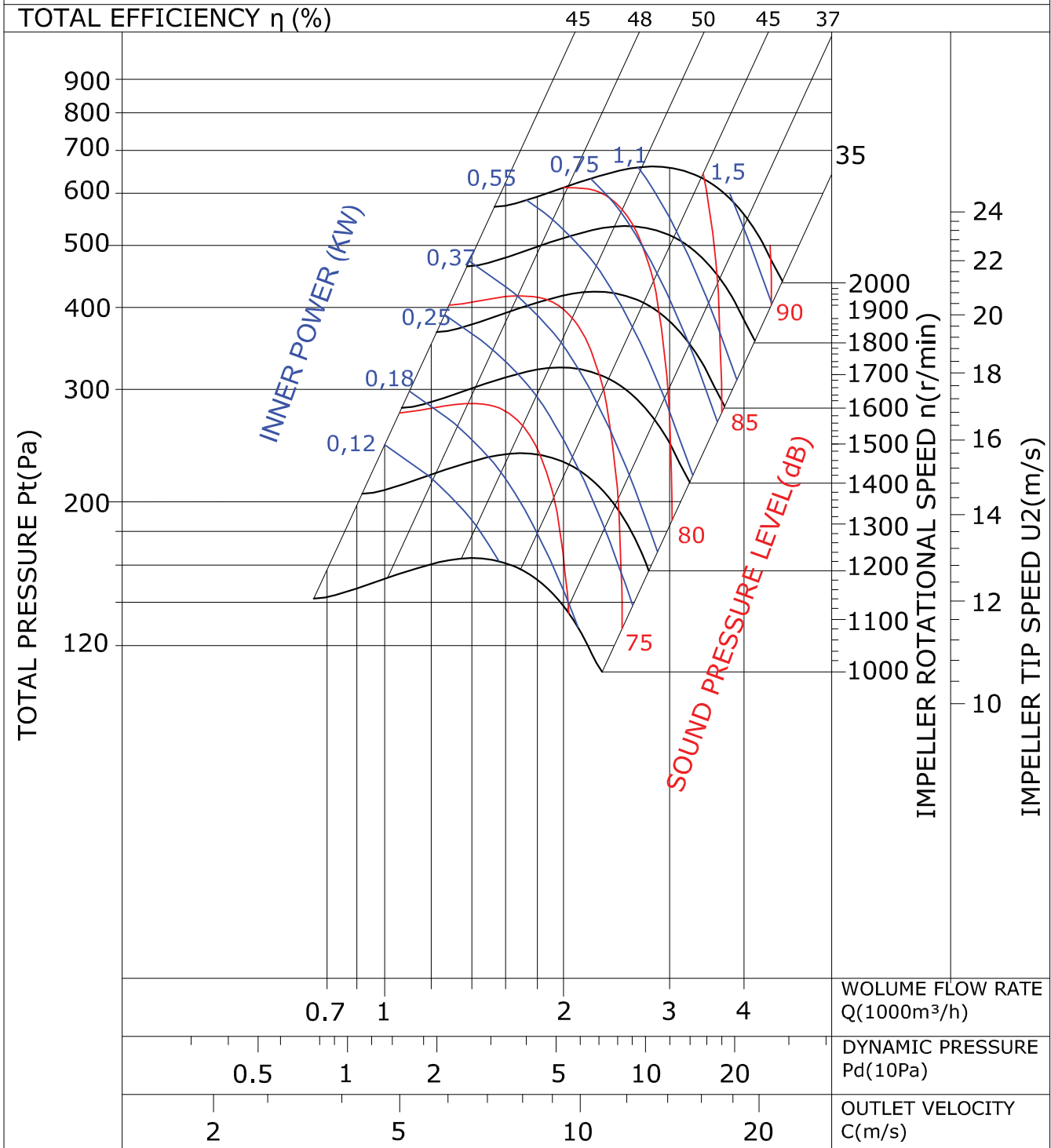


**BDH**

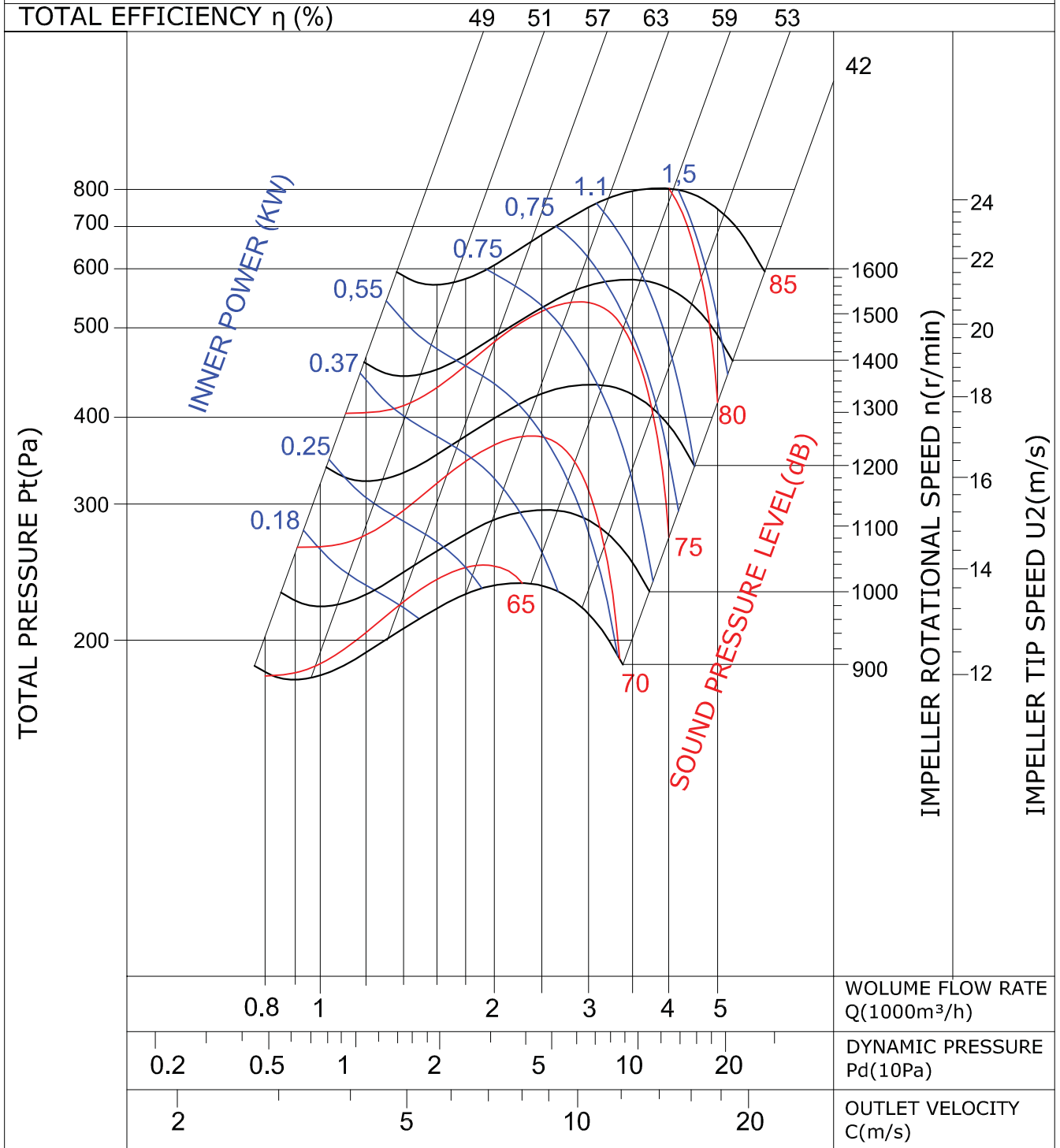


**BDKS**

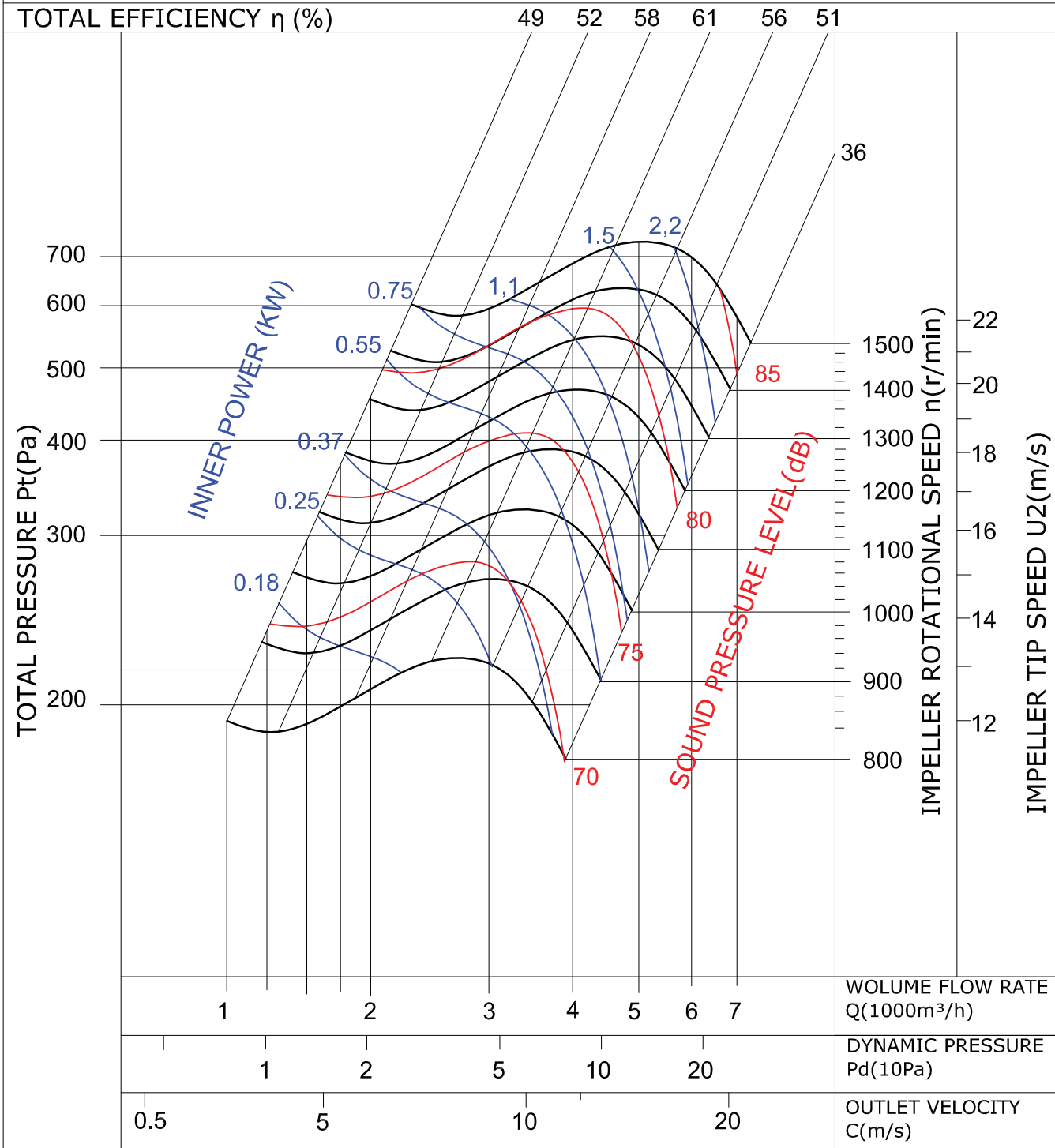
# BHV 7



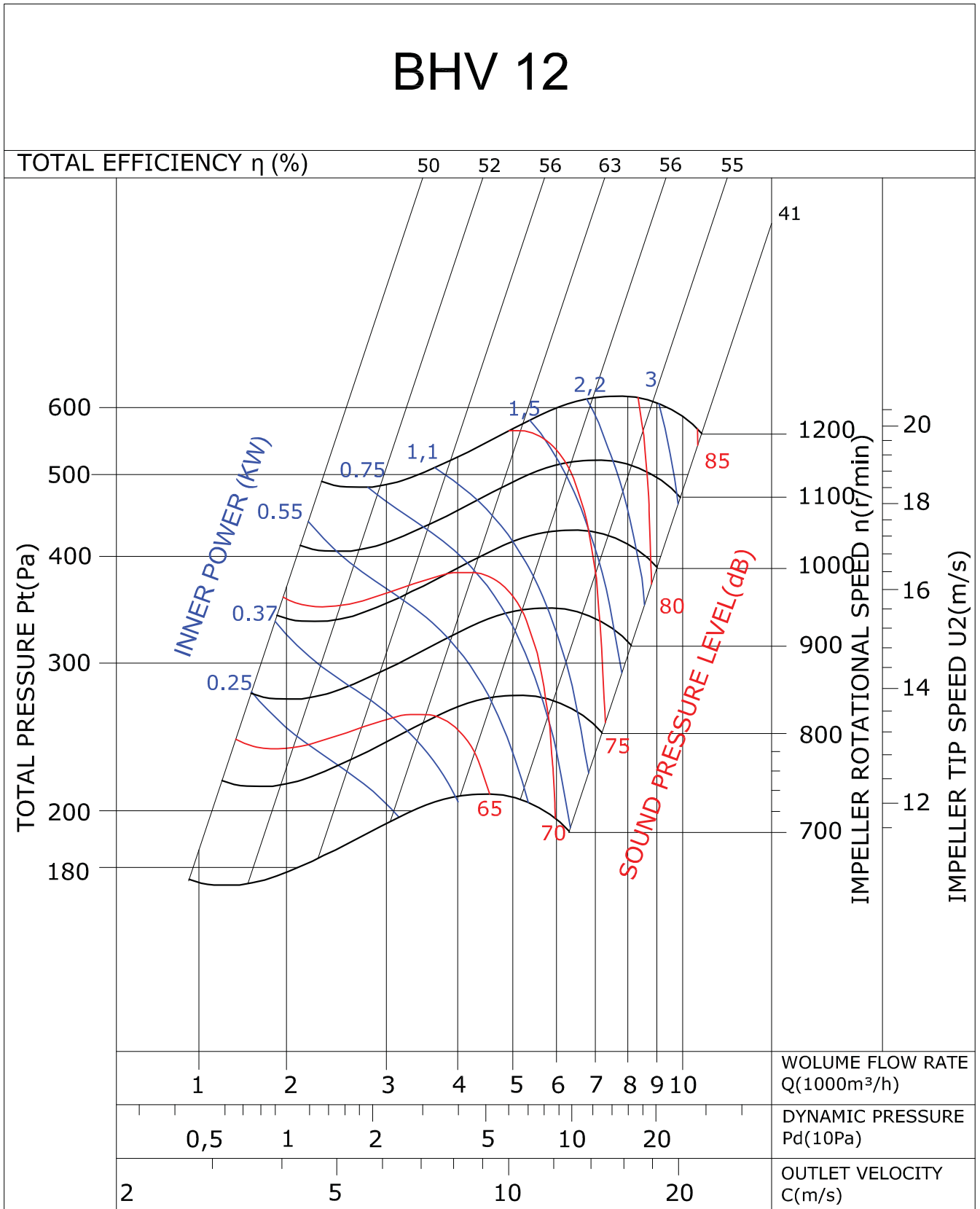
## BHV 9



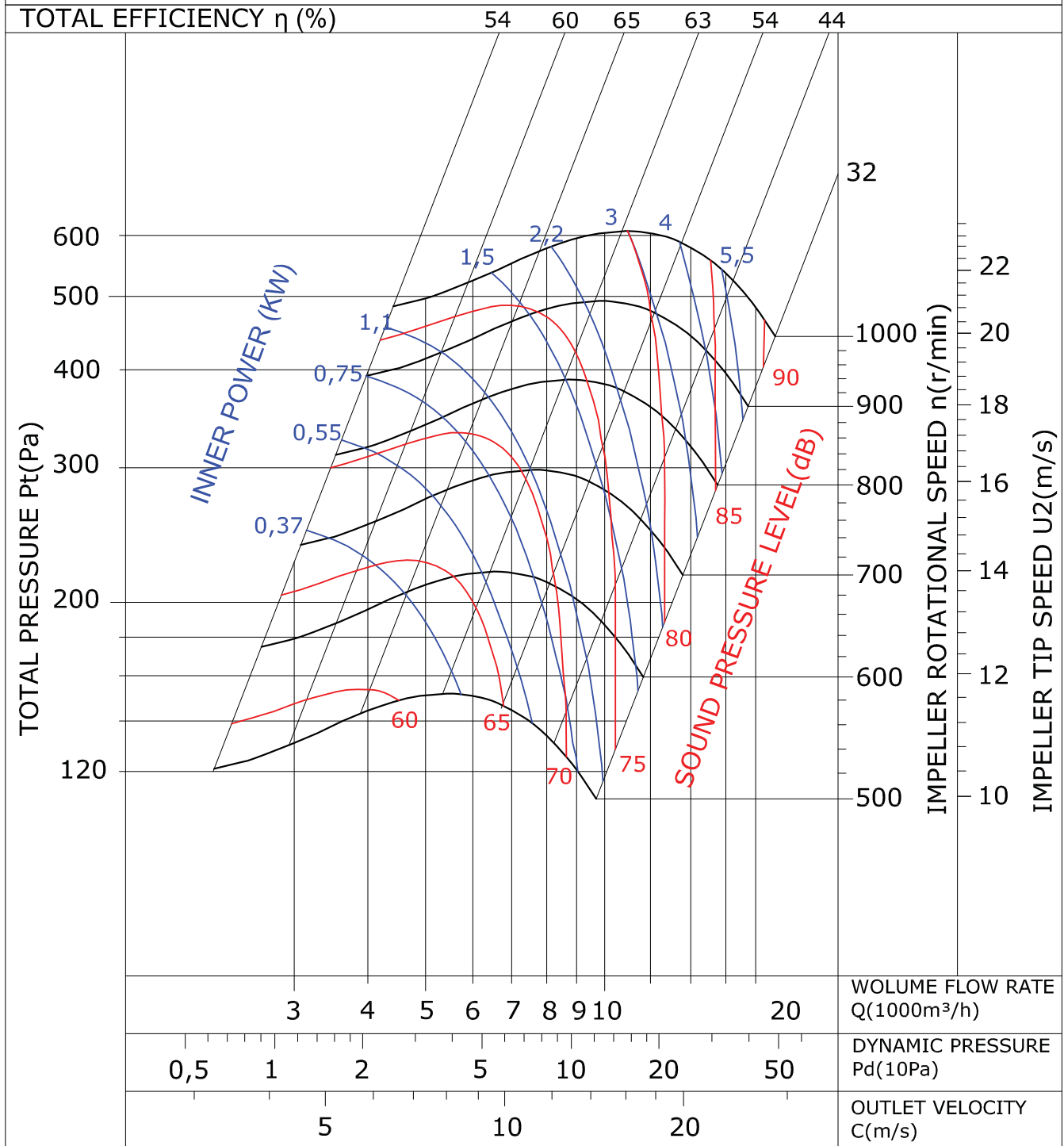
# BHV 10



## BHV 12



# BHV 15





## BHV 18

